

Notice to Enginemen, Guards, Etc.

The Down Main Line to Resolven West will become the Single Line and the layout altered to that shown on the attached sketch.

SIGNALLING RECORD SOCIETY

www.s-r-s.org.uk

DIGITAL ARCHIVE

This PDF Copy has been provided free of charge by David Allen in order to assist your research into UK signalling.

This file is one of a number scanned by David Allen using material from his own collection and from the collections of Phil Deaves, Robert Dey, David Ingham, Simon Lowe, John McCrickard, John Midcalf, Richard Maund, Richard Pulleyn, Roger Newman and Chris Wolstenholmes. Thank you one and all. Many of the original documents are now in the SRS Archive or at the National Railway Museum.

You may also like to provide copies of Signalling Notices and Weekly (and periodical) Operating Notices or other notices as scans or as originals. The SRS is always willing to accept donations of any signalling or signalling related material for inclusion in the Society's Archive. Please contact the [Archivist](#) in the first instance.

For a list of PDFs currently available visit the [Archives](#) pages of the SRS Web Site.

If you have benefited from this PDF copy, why not [join](#) the Signalling Record Society and receive support for your researches and access to the Society's Archives



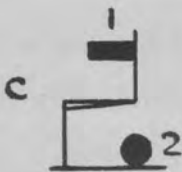
Members receive "The Signalling Record" six times annually plus a newsletter and have the opportunity to purchase SRS [books](#) and other [publications](#) at a discount. They also have access to back issues of The Newsletter and The Signalling Record which are only available to members. These contain a wealth of information accumulated since 1970, much of which is not readily available anywhere else.

In addition, Members have the opportunity to join signalling related visits to locations on the UK national and London Underground systems; and to other UK Railways.

To join the Signalling Record Society visit

www.s-r-s.org.uk/membform.html

The following new signals will be **brought into use**:—

Form	Description	Position	Distance from Signal Box
	Up Main Distant F.A.C. The height of the new signal will be 18 feet.	Up side of Single line	931 yards
	1 Up Main Home (preceded by Disc 'M') 2 Up Main Home to Goods Yard or Backing Down Main. The height of the new signal will be 18 feet.	Up Side of Single Line	310 yards
	1 Up Main Starting. 2 Up Main Starting to NCB Penaber. The height of the new signal will be 22ft. 3in.	Up Side of Up Siding. Up Side of Up Main.	141 yards

New independent discs will be **brought into use** and routed as follows:—

'D'—Backing Up Main or to Up Sidings.

'E'—Backing Up Main or to Up Sidings.

'N'—Single Line.

The following existing independent discs will be routed as shown:—

'F'—N.C.B. Penaber or Up Main.

'G'—Down Main or Backing Up Main.

'H'—N.C.B. Penaber or Up Main.

'J'—Down Main.

'K'—Backing Down Main or Down Siding.

'L'—Single Line.

'M'—Up Main or Backing Down Main.

All independent discs will now exhibit red arms and lights with the exception of 'N', which will display a yellow arm and light.

The following existing signals will be recovered:—

Up Main Distant.

Up Main Home.

Up Main Starting.

Up Main Advanced Starting.

Down Sidings Starting.

Goods Yard Starting.

The existing Up Main Outer Advanced Starting signal will be renamed the Up Main Advanced Starting Signal.

Venallt Colliery Ground Frame, at present released by an interlocking lever in the signal box and associated signalling, will be recovered, and the points clipped, spiked and padlocked out of use pending recovery.

Empire Ground Frame will remain released by an interlocking lever in the signal box.

The following new track circuits will be **brought into use**:—

Up Main: (1) In advance of Up Main Home Signal through facing connection to Goods Yard (29T).

(2) Through facing connection to Down Main (26T).

(3) In advance of Up Main Starting signal through facing connection to NCB Abernant (12T).

Existing track circuits 4T and 36T will be shortened in length accordingly.

Auxiliary E. Token instruments will be provided at Independent disc 'N' and will operate in the Glyn Neath to Resolven West E. Token section or the Glyn Neath to Neath and Brecon Jct. E. Token Section when Resolven West signal box is switched out.

At Neath and Brecon Junction:—

A further E. Token Instrument will be provided to enable the section to be worked to Glyn Neath when Resolven West signal box is switched out.

The existing absolute block sections Resolven West—Resolven East—Aberpergwm Colliery—Glyn Neath will be recovered and a new E. Token block section introduced from Resolven West to Glyn Neath and from Neath and Brecon Junction to Glyn Neath when Resolven West Signal box is switched out.

Occupation of the Locking Frame at Glyn Neath will be required for the purpose of installing and testing the new Locking Frame.

District Inspector Dooley to make all arrangements for safe working including the appointment of the necessary handsignalmen, in accordance with Rule 77.

PLEASE ACKNOWLEDGE RECEIPT ON FORM BELOW

19th June, 1967
Cardiff (Ext. 2474)

R. C. HILTON
Divisional Manager.

SINGLING OF LINE—RESOLVEN WEST TO GLYN NEATH

I have received copy/copies of Notice WW.247 dated 19th June, 1967

.....Date.....Station.....
.....Dept.....Signature.....

R. C. Hilton, Esq.,
Room 351, Marland House, Cardiff.

GLYN NEATH

